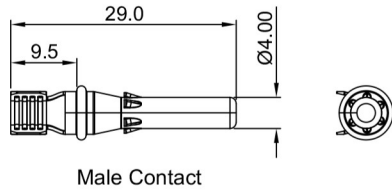
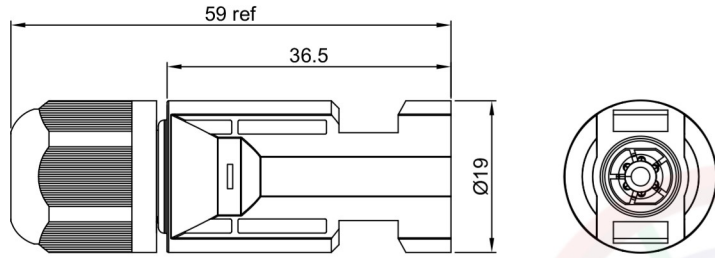
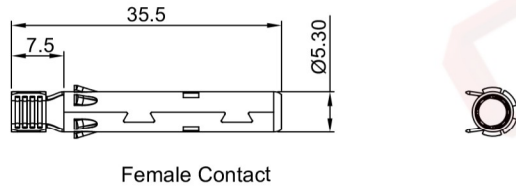
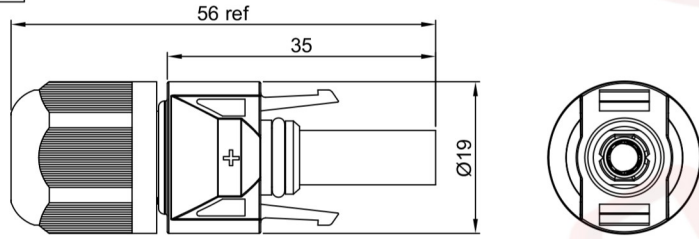


The information provided herein is from CONNELY Electronic Co., Ltd. and is confidential. Any disclosure to a party other than the recipient is prohibited. The intellectual properties and its rights contained herein, including but not limited to, trademarks, patents, copyrights, trade secrets, and technical know-how, are owned exclusively by CONNELY or its affiliates. Unauthorized use or reproduction of any part of this document is strictly prohibited. CONNELY may enforce its intellectual property rights at its own discretion, failures or delays in doing so do not constitute a waiver of such rights.

**Male**



**Female**



(Series Image-Reference Only)

REV.	DESCRIPTION	DRAWN	CHECKED	APPROVED
A	NEW RELEASE	JLZ 05/06/22'		

**Notes:**

**Specifications:**

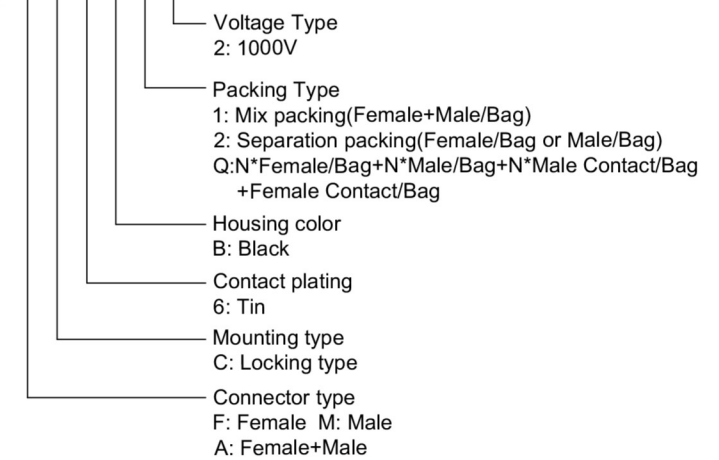
1. Contact Resistance: 0.5mΩ Max.
2. Insulation Resistance: 1000MΩ Min.
3. Dielectric Withstanding Voltage: 2000V AC(rms) For 1 Minute.
4. Current Rating: 30A.
5. Voltage Rating: 1000V DC rms.
6. Temperature: -40°C~+85°C.
7. Cable size: 2.5~6mm<sup>2</sup>.
8. Waterproof rated: IP67.

**Materials:**

1. Insulating material: Thermoplastic, UL 94 V-0.
2. Contact: Red Copper, Tin plated.
3. Fingers: Beryllium Copper, Tin Plated.
4. Clip: Stainless Steel.
5. Sealing: Silicone rubber, White&Red.

**Product Number Code:**

DS1162-01 - X X X X X X



GENERAL TOLERANCE		ANGLE TOLERANCE		PROJECTION		TITLE	Solar Connectors Wire to Wire W/ Lock Type (1000V)	
X.	±0.60	X.	±5°	UNITS	mm	SERIES	DS1162-01 SERIES	
.X	±0.38	.X	±3°	SHEET SIZE		A4		
.XX	±0.25	.XX	±2°	<b>晨翔电子有限公司</b> <b>CONNFLY CONNELY ELECTRONIC CO. LTD</b>				
DRAWING TYPE		CUSTOMER						
SCALE		1:1	SHEET 3 OF 4					
DRAWING NO.				C-DS1162-01-XXXXX-A				