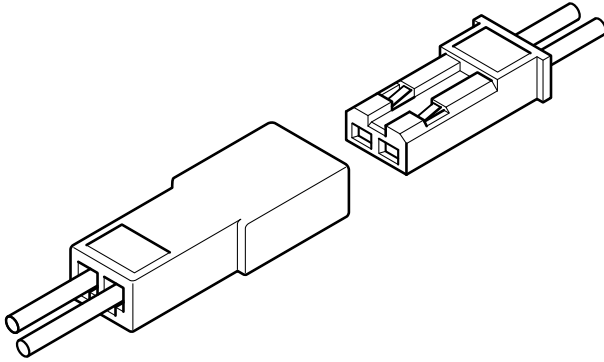


RCY CONNECTOR

2.5 mm pitch/ Wire-to-Wire connector



Space-saving and low-profile 2.5 mm pitch wire-to-wire connector.

The free spring in the socket contact ensures excellent insertion/withdrawal operation and stable contact performance.

• Free spring structure

By adopting a free spring for the socket contact area, the insertion force is reduced, the creep characteristics are improved due to reducing the stress concentration of the spring, and excellent contact reliability is also provided.

• Compact design

Space-saving and thin design with a total length of 23.3 mm and a height of 4.0 mm when mated.

• Adaptability to a wide range of electronic devices

In spite of its small size, it can be used for a wide range of devices such as sensors, actuators, etc., with a current capacity of 3 A when using AWG #22.

■ Standards

⚡ : Recognized E 60389

■ Specifications

- Current rating: 3 A AC/DC (AWG #22)

* The table below shows the maximum current that can be applied to each size of wire used in combination.

Unit: A

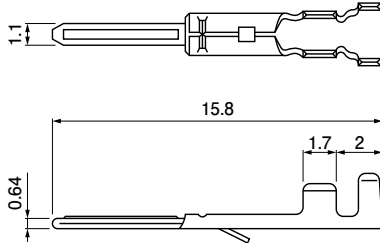
No. of circuits	Wire size (AWG)			
	#22	#24	#26	#28
2	3	2	1	0.5

- Voltage rating: 250 V AC/DC
- Temperature range: -25°C to +85°C
(including temperature rise in applying electrical current)
- Contact resistance:
 - Initial value/ 10 mΩ max.
 - After environmental tests/ 20 mΩ max.
- Insulation resistance: 500 MΩ min
- Withstanding voltage: 1,500 VAC/minute
- Applicable wire: AWG #28 to #22
0.08 to 0.33 mm²
- * In using the products, refer to "Handling Precautions for Terminals and Connectors" described on our website (Technical documents of Product information page).
- * It does not comply with the Electrical Appliances and Materials Safety Act. (Applicable only in Japan)
- * RoHS2 compliance
- * Dimensional unit: mm
- * Contact JST for details.

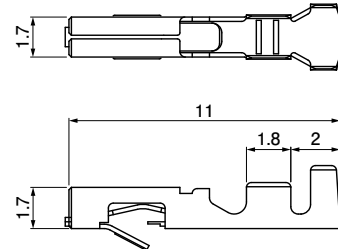
RCY CONNECTOR

Contact

Pin contact



Socket contact



Model No.		Applicable wire		Q'ty/reel
Pin contact	Socket contact	Conductor size AWG (mm ²)	Insulation O.D. (mm)	
SYM-001T-P0.6	SYF-001T-P0.6	#28 to #22 (0.08 to 0.33)	1.2 to 1.8	Pin contact: 8,500 Socket contact: 7,500

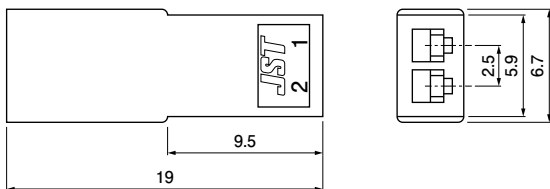
Material and Finish

Pin contact: Phosphor bronze, tin-plated
Socket contact: Phosphor bronze, tin-plated

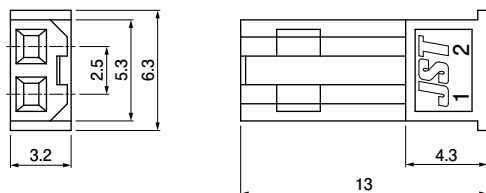
RoHS2 compliance SYF-001T-P0.6 displays (LF)(SN) on a label.

Housing

Receptacle housing (for pin contact)



Plug housing (for socket contact)



No. of circuits	Model No.		Q'ty/bag
	Receptacle housing	Plug housing	
2	SYR-02T	SYP-02T-1	1,000
	SYR-02TV (Note)	SYP-02TV-1 (Note)	1,000

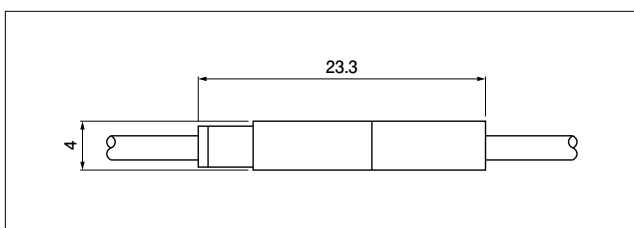
Material and Finish

SYR-02T, SYP-02T-1 : PA 66, UL94V-2, red
SYR-02TV, SYP-02TV-1: PA 66, UL94V-0, white (natural)

RoHS2 compliance

Note: SYR-02TV and SYP-02TV-1 are unlisted in the UL Standard.

Assembly layout



Crimping machine, Applicator

Contact	Crimping machine	Applicator	Crimp applicator with dies
SYM-001T-P0.6	AP-K2N	MKS-L	APLMK SYM001-06
SYF-001T-P0.6			APLMK SYF001-06

Note: Contact JST for fully automatic crimping applicator.