


FEATURES

- Low temperature coefficient
- High stability and high insulation resistance
- Wide frequency range
- Ideal for high frequency circuits, and measuring instruments
- Electrodes and lead are spot welded to reduce series resistance
- Low dissipation factor



23PW Series

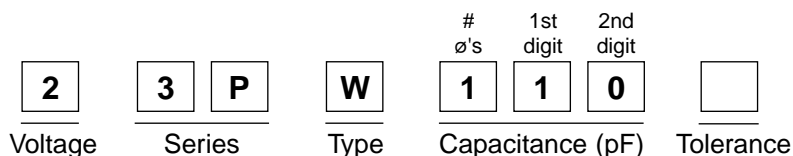


23PS Series

CHARACTERISTICS

Item	Characteristics
Operating Temperature Range	-40°C ~ +85°C
Capacitance Tolerance	±5% standard, other tolerances available upon request, ask for details
Standard Working Voltage (WV)	50, 125, 500
Insulation Resistance @ 25°C	100GΩ min.
Testing Voltage	300% of rated voltage for 1 minute
Dissipation Factor	0.1% maximum when measured @ 1KHz, 25°C for C>330pF
Quality Value (Q)	1,000 minimum when measured @ 1,000KHz, 25°C for C≤330pF
Load Life Test	@+85°C, 150% of WV for 1,000 hrs: C change is ≤2%; DF (or Q) is 0.15% max. (or 500min.); IR is 50GΩ min.
Lead Pull Test	Will withstand a pull of 1.0KG applied axially for 10 seconds
Lead Bend Test	Will sustain 2 cycles of attaching a load of 0.5KG to lead, bending 90° from the direction of lead egress, then 180° in opposite direction and back to the starting point.
Capacitance Drift	±0.5% maximum when cycled through the operating temperature range
Lead Material	Tinned copper
Humidity Test	@+40°C, 95% RH for 100 hrs: C change is ≤2%, DF is ≤0.15 or Q is ≥500, IR is ≥80GΩ

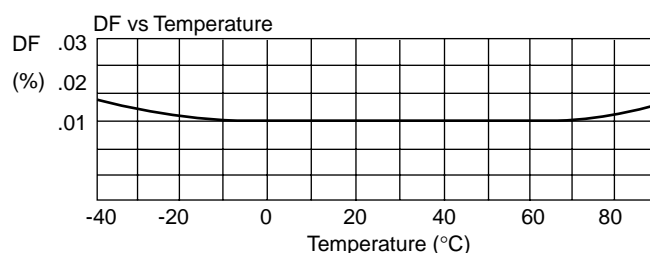
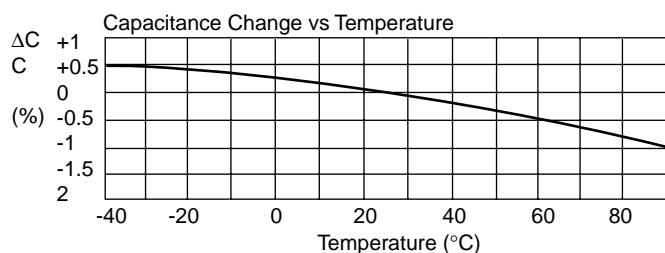
PART NUMBERING SYSTEM




Voltage Code:
2 = 50
1 = 125
5 = 500

Tolerance Code:
(blank) = ±5%
K = ±10%
M = ±20%

PERFORMANCE CURVE



■ DIMENSIONS



Value (pF)	Working Voltage (WV); Dimensions (mm)					
	50		125		500	
	øD x L	ød	øD x L	ød	øD x L	ød
100	5.5 x 12	0.4	5.5 x 12	0.4	5.5 x 12	0.4
120	5.5 x 12	0.4	5.5 x 12	0.4	5.5 x 12	0.4
150	5.5 x 12	0.4	5.5 x 12	0.4	6 x 12	0.4
180	5.5 x 12	0.4	5.5 x 12	0.4	6 x 12	0.4
220	5.5 x 12	0.4	5.5 x 12	0.4	6 x 12	0.4
270	5.5 x 12	0.4	5.5 x 12	0.4	6 x 12	0.4
330	5.5 x 12	0.4	5.5 x 12	0.4	6.5 x 12	0.4
390	5.5 x 12	0.4	5.5 x 12	0.4	6.5 x 12	0.4
470	5.5 x 12	0.4	5.5 x 12	0.4	6.5 x 12	0.4
560	5.5 x 12	0.4	5.5 x 12	0.4	6.5 x 17	0.4
680	5.5 x 12	0.4	6 x 12	0.4	6.5 x 17	0.4
820	6 x 12	0.4	6.5 x 12	0.4	6.5 x 17	0.4
1000	6 x 12	0.4	6.5 x 17	0.4	7 x 17	0.4
1200	6 x 12	0.4	6.5 x 17	0.4	7.5 x 17	0.4
1500	6 x 12	0.4	6.5 x 17	0.4	7.5 x 21	0.4
1800	6 x 12	0.4	7 x 17	0.4	8 x 21	0.4
2200	6.5 x 12	0.4	7 x 17	0.4	8 x 22	0.4
2700	7 x 12	0.4	7 x 17	0.4	8.5 x 22	0.4
3300	7 x 12	0.4	7.5 x 19	0.4	9 x 24	0.5
3900	7.5 x 12	0.4	7.5 x 19	0.4	9.5 x 24	0.5
4700	8 x 12	0.4	8 x 19	0.4	10 x 24	0.5
5600	8.5 x 12	0.4	9 x 19	0.5	11 x 24	0.5
6800	9 x 12	0.4	9.5 x 19	0.5	11 x 24	0.5
8200	9.5 x 12	0.4	9.5 x 22	0.5	12 x 24	0.5
10000	10 x 12	0.4	10.5 x 22	0.5	13 x 24	0.5